



**Fulton County Board of Health  
Environmental Health Services**  
10 Park Place South, SE, 4<sup>th</sup> Floor  
Atlanta, Georgia 30303  
**Telephone: (404) 613-1303 Fax: (404) 612-2280**

Our office requires that the Certified Operator is present at the permitting inspection for all seasonal as well as year-round pools. Additionally, 100% compliance (no violations noted on the inspection report) is required prior to the permit being issued for both seasonal as well as year-round pools.

If you need additional time to ensure compliance, or have an unforeseen maintenance issue, and wish to cancel or re-schedule the inspection, please provide our office with at least 24 hours notice.

### 1. Forms and Guidelines

- **Fecal Response Plan** – The rule states that every facility must have a fecal response plan. Attached you should find a document created by the Centers for Disease Control and Prevention titled: Fecal Incident Response Recommendations for Aquatic Staff. This document provides clear direction on how to respond to both formed and non-formed fecal incidents and can serve as your plan.
- **Fecal Contamination Response Record** – This record can be used in conjunction with the Fecal Response Plan noted above.
- **Daily Self-Check** – The rule states that once operational, a “daily self-check” should be performed. This checklist covers a large portion of what we will look for during an inspection.
- **Operator Record** - The Certified Operator or Responsible Person must take chemical readings on a routine basis to ensure the pool/spa is within proper chemical parameters. This document provides the operator with a convenient location to note all required information.
- **Public Pool Operator Assessment Record** – The Certified Operator must visit each facility at least twice per week. This form must be completed by the Certified Operator at least twice per week and made available upon request.
- **Gas-Fired Equipment** – If the facility utilizes a gas-fired heater, or any other gas-fired equipment, an inspection must be performed annually by a qualified professional. This visit, as well as the condition of the equipment must be documented and kept onsite. This documentation must be made available upon request.

### 2. Telephone

- Is your telephone hard-wired? (cellular, wireless, cordless, etc. are not acceptable)
- Test the phone to make sure it works.
- Verify with the emergency operator that the address that appears within their system matches the location of the pool. (We want to ensure that emergency services are dispatched to the pool ... not to the HOA president’s house, apartment complex main office, or the billing address.)
- The phone must dial directly to 911. (It cannot dial to the front desk, office, or third party vendor)

### 3. Lifesaving equipment – every facility must have the following:

- **Ring buoy which is/has:**
  - U.S. Coast Guard approved
  - Outside diameter of at least 15 inches
  - A throw rope which is securely attached and:
    - Minimum ¼ inch diameter
    - Sufficient length of single-length rope to reach across the pool and halfway back, or 50 feet, whichever is less (cannot be multiple lengths of rope knotted/spliced together)
    - In good condition and not frayed or dry-rotted



3. Lifesaving Equipment (continued)

- Body hook and reaching pole
  - The reaching pole must be at least 12 feet in length
  - The reaching pole must be a single pole ... non-telescoping. (The gaskets within the telescoping poles deteriorate over time and the two pieces can come apart when the weight of a person is pulling against the gasket.)



4. Vacuum line cover

- Does the pool have a dedicated vacuum line?
- If “yes” – It must have a self-closing, self-latching cover (that complies with IAMPO SPS 4- Special Use Suction Fitting for Swimming Pools, Spas and Hot Tubs).




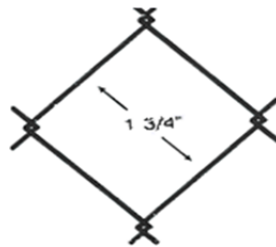
5. Flow Meter

- The flow meter must be working properly.
- Correct size (i.e. – a 2 inch flow meter mounted on a 2 inch pipe)
- It must be mounted in the correct location as per the manufacturer’s instructions. Please note that different manufacturers have different minimum straight pipe requirements before and after the meter.



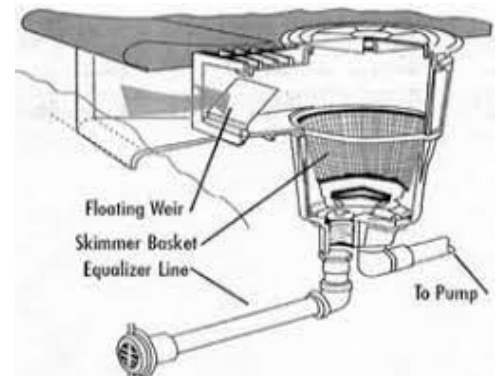
6. Barrier

- The top of the barrier must be at least 48 inches above grade when measured on the side of the barrier which faces away from the pool.
- Any gaps in the barrier/fence must be small enough as to not allow the passage of a four inch (4”) diameter sphere.
- The gate must be self-closing and self-latching from multiple positions.



7. Skimmers (This does not apply to pools designed with a gutter system or other pools without skimmers)

- Every skimmer must have a functioning weir. (We recommend that you keep extra weirs in the pump house. They will come up missing and the skimmer does not skim the surface of the water if the weir is missing.)
- If the skimmers have equalizer lines, the equalizer must lines have the appropriate covers.




8. No Diving – For areas of the pool in which the depth is 5 feet or less:

- The universal “No Diving” symbol tile must be installed and present.
- These tiles are installed every 25 feet or less ... just like the depth markings.
- \* Please see the memorandum and clarification document outlining the requirements.

## 9. Main Drains

- How many main drains does the pool have?
  - If “2” or more – All main drains have VGB approved covers (ANSI/APSP-16) that are in good condition. No cracks, breaks, or gaps can be present.
  - If “1” – The main drain must have a VGB approved cover that is in good condition? No cracks, breaks, or gaps **AND** The pool must have an additional layer of protection (such as an SVRS, or other)



## 10. Signs – Every pool/spa must have the following:

- Pool Risks or Spa Warnings sign
- “WARNING – NO LIFEGUARD ON DUTY” and “RISK OF DROWNING – SUPERVISE CHILDREN CLOSELY” – If the facility does not have a lifeguard that monitors the bathers at all times during operation these messages must be posted and the letters must measure at least four inches (4”) in height.
- “911” sign posted at the emergency phone

**POOL RISKS**

1. SHOWER BEFORE ENTERING THE WATER.
2. CHILDREN SHALL NOT USE POOL WITHOUT AN ADULT IN ATTENDANCE.
3. ADULTS SHOULD NOT SWIM ALONE.
4. ALL CHILDREN THREE YEARS OLD AND YOUNGER AND ANY CHILD NOT POTTY-TRAINED MUST WEAR SNUG FITTING PLASTIC PANTS OR A WATER RESISTANT SWIM DIAPER.
5. DO NOT SWIM IF THE SUCTION OUTLETS ARE MISSING, BROKEN, OR NOT CLEARLY VISIBLE FROM THE DECK.
6. NO GLASS ARTICLES ALLOWED IN OR AROUND POOL.
7. DO NOT SWALLOW THE POOL WATER.
8. DO NOT DIVE UNLESS DIVING AREA IS CLEAR OF OTHER BATHERS.
9. DO NOT SWIM IF YOU HAD DIARRHEA WITHIN THE PAST TWO WEEKS.
10. NO ANIMALS ARE ALLOWED IN THE POOL OR POOL ENCLOSURE, EXCEPT SERVICE ANIMALS ARE ALLOWED ON THE DECK.

**WARNING**

SPA WARNINGS AND MESSAGES

1. **Risk of Fetus Damage.** Hot water exposure limitations vary from person to person. Pregnant women and small children should not use spa without medical approval.
2. **Risk of Drowning.** Other persons suffering from heart disease, diabetes, high or low blood pressure, and other health problems should not enter the spa without medical approval.
3. **Risk of Drowning.** Do not use the spa while under the influence of alcohol, narcotics, or drugs that cause sleepiness and drowsiness or raise/lower blood pressure.
4. **Risk of Drowning.** Use caution when bathing alone. Overexposure to hot water may cause nausea, dizziness, and fainting. Lower water temperatures are recommended for young children and for extended use (more than 10-15 minutes).
5. **Risk of Drowning.** Do not use or operate spa if the suction fitting is missing, broken, or loose.
6. **Risk of Child Drowning.** Unsupervised use by children is prohibited. Children under five shall not use the spa.
7. **Risk of Injury.** Check spa temperature before entering. The spa temperature should not exceed 104° F.
8. **Risk of Injury.** Enter and exit slowly.
9. **Risk of Injury.** Keep all glass and breakable objects out of the spa area.
10. **Risk of Shock.** Never place electrical appliances (telephone, radio, or televisions) within five feet of the spa.
11. **Address of this Facility is:** \_\_\_\_\_
12. **Location of Nearest Telephone is:** \_\_\_\_\_  
Emergency contact numbers are posted at the telephone location.



## 11. Chemical Values - See the following for most pools and spas. Please refer to the rule if your facility has a special purpose pool or if you have an inquiry relating to any other chemical values.

- Free Available Chlorine (FAC) Non-stabilized pools: 1 - 10 ppm.
- FAC Stabilized Pools: 2 - 10 ppm.
- FAC Spas: 3 - 10 ppm.
- pH: 7.2 - 7.8
- Total Alkalinity (TA): 60 - 180 ppm.
- Calcium Hardness: 150 - 1000 ppm.
- Cyanuric Acid (CYA)(stabilizer): 0 - 90 ppm. (not recommended for indoor pools/spas)
- \* Every facility must have a DPD test kit



The following are web links to pertinent sites:

- Fulton County Board's of Health Rules and Regulations for Public Swimming Pools, Spas, and Recreational Water Parks - <https://www.fultoncountyga.gov/-/media/Departments/Board-of-Health/Environmental-Health/Pool-BOH-10-24-2018.ashx>
- Fulton County Board of Health, Environmental Health, Pool Inspections - <https://www.fultoncountyga.gov/inside-fulton-county/fulton-county-departments/board-of-health/environmental-health/pool-inspections>
- Centers for Disease Control and Prevention (CDC), Healthy Swimming - <https://www.cdc.gov/healthywater/swimming>
- Consumer Product Safety Commission (CPSC), Pool Safely - <https://www.poolsafely.gov>
- Georgia Department of Public Health, Environmental Health, Pools - <https://dph.georgia.gov/environmental-health/pools>

For us to serve you as well as other customers in a timely manner, please have the following ready when the inspector arrives:

- Remove all of the covers from all of the skimmers.
- Remove all knots from the throw rope and lay out the throw rope showing that it reaches across the pool and halfway back.
- Have a 100 foot tape available to take measurements.
- Have the pump room open.
- Have the restrooms open.
- Print out the guidance documents and fecal response documents and have them available for discussion.

If your pool company maintains and operates many public swimming pools within Fulton County, it is recommend that you keep an extra supply of:

- 30 and 60 foot throw ropes in your service vehicle
- Skimmer weirs in your service vehicle or the pump room for each pool
- First aid kits in your service vehicle
- New flow meters of various sizes in your service vehicle