


#23-0948



Fulton County Operational Report

December 20, 2023

Board of Commissioners Meeting



Justice Updates for 12/20/2023



FULTON COUNTY GOVERNMENT

Project **ORCA** & Justice System Update

December 20, 2023

AGENDA

01 ORCA CASE REDUCTION

02 CUMULATIVE CASE REDUCTION

03 JAIL POPULATION UPDATE

Project Overview

Since the beginning of COVID-19, the Fulton County Court System has amassed a significant and unprecedented level of cases. Project ORCA will address this challenge by utilizing a combination of capacity expansion and productivity enhancement initiatives to expedite the case adjudication process.

Case Accumulation Defined

All cases (hearings, filings, applications) that were initiated before and during the pandemic (including those currently awaiting formal charging or filing) that have been impacted due to current limitations at various stages of the case administration process.

The COVID-19 Case Resolution Project began on **December 6, 2021** with **148,209** open and active cases.

As of **November 30, 2023**, **121,266** cases have been disposed. There are **26,943** pending open and active cases.

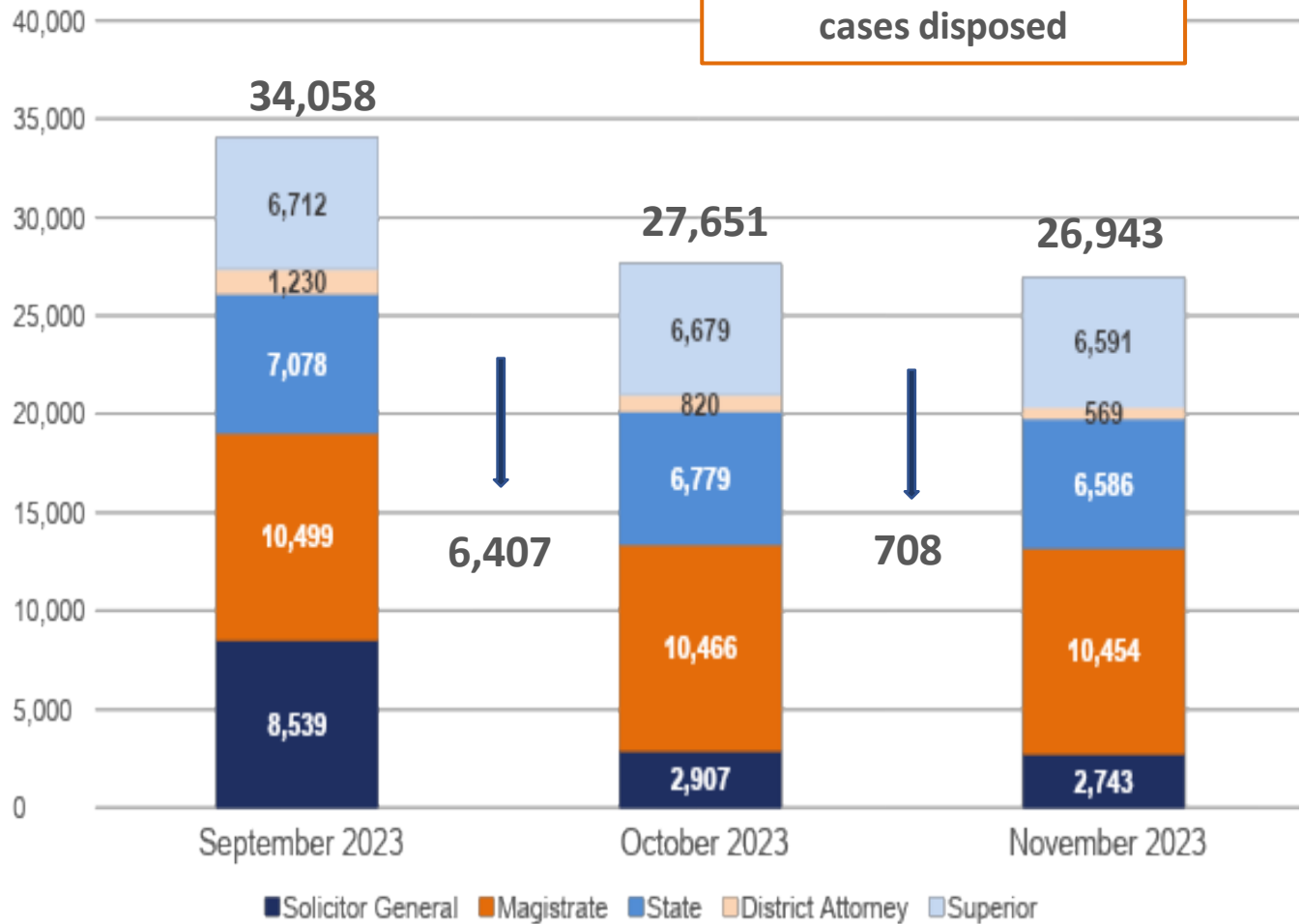


PROJECT ORCA CASE REDUCTION

Dispositions by Office



As of November 30, 2023
121,266
 cases disposed



PROJECT ORCA CASE REDUCTION

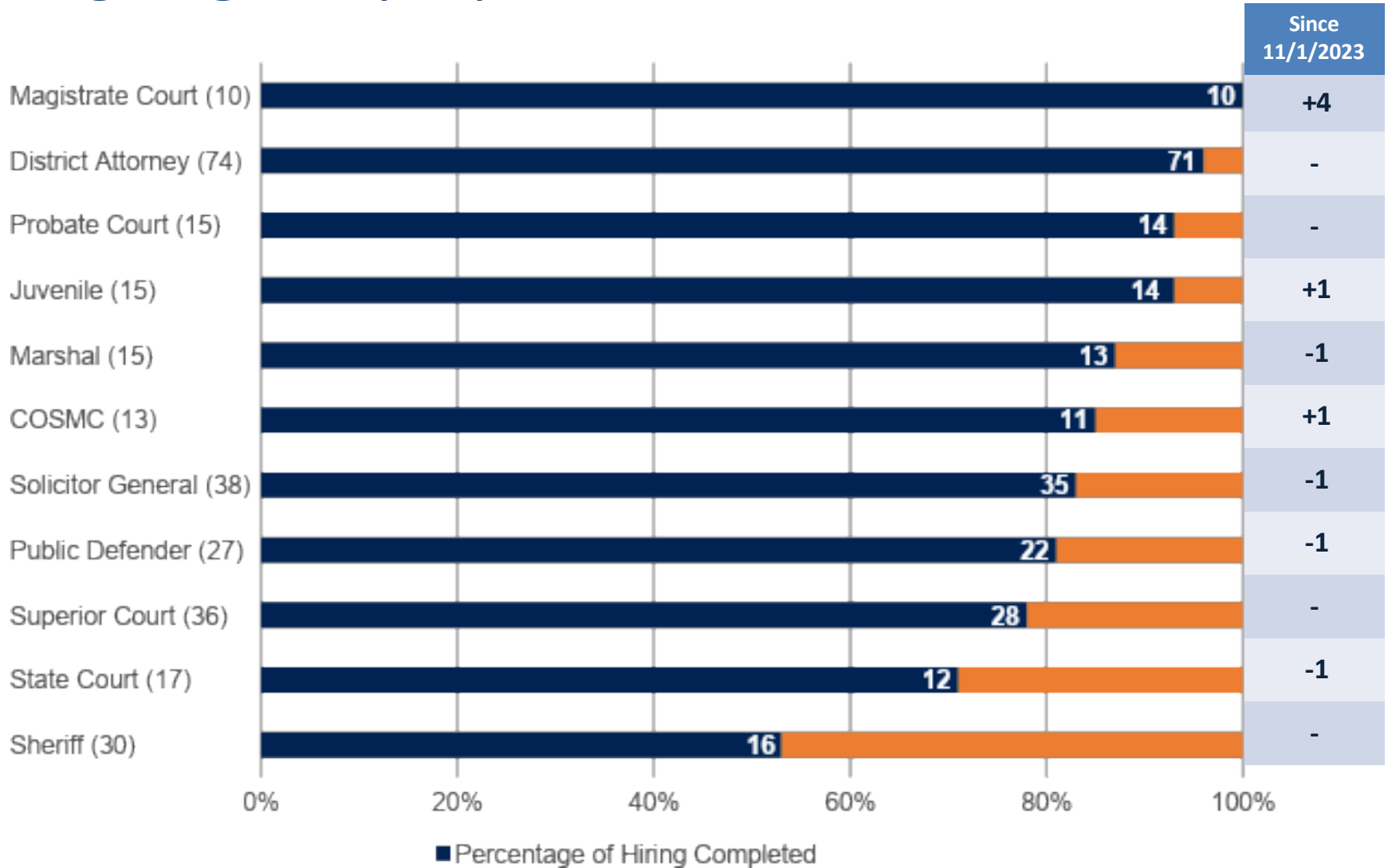
Case Disposition SUMMARY



Office	November 2023			Project To Date (12/6/2021 through 11/30/2023)		
	Target	Actual	Variance	Target	Actual	Variance
Superior	442	203	(239)	10,592	13,997	3,405
District Attorney	356	251	(105)	9,988	15,731	5,743
State	556	278	(278)	13,344	16,829	3,485
Solicitor General	1,540	337	(1,203)	36,960	53,731	16,771
Magistrate	1,091	14	(1,077)	26,184	28,977	2,793
Overall	3,985	1,083	(2,902)	97,068	129,265	32,197

Hiring Progress

Hiring Progress by Department As of 12/04/2023



FULTON COUNTY GOVERNMENT



Project **ORCA** & Justice System Update

DECEMBER 20, 2023

AGENDA

- 01 ORCA CASE REDUCTION
- 02 **CUMULATIVE CASE REDUCTION**
- 03 JAIL POPULATION UPDATE

CUMULATIVE CASE REDUCTION

JUSTICE SYSTEM SCORECARD



MEASURE	GOAL	MAY 2023 BASELINE	NOVEMBER 2023	DELTA <i>(current month vs. baseline)</i>
Average Length of Stay	30 days	71 days	65 days	6 day decrease
Jail Population Unindicted without other charges	10%	34%	24%	10% decrease <i>(555 less unindicted)</i>
Clearance Rate for Felony Criminal Cases	100%	72%	85%	13% increase
Felony Cases Disposed within 180 Days	90%	25%	28%	3% increase
Felony Cases Disposed within 365 Days	98%	63%	59%	4% decrease



FULTON COUNTY GOVERNMENT

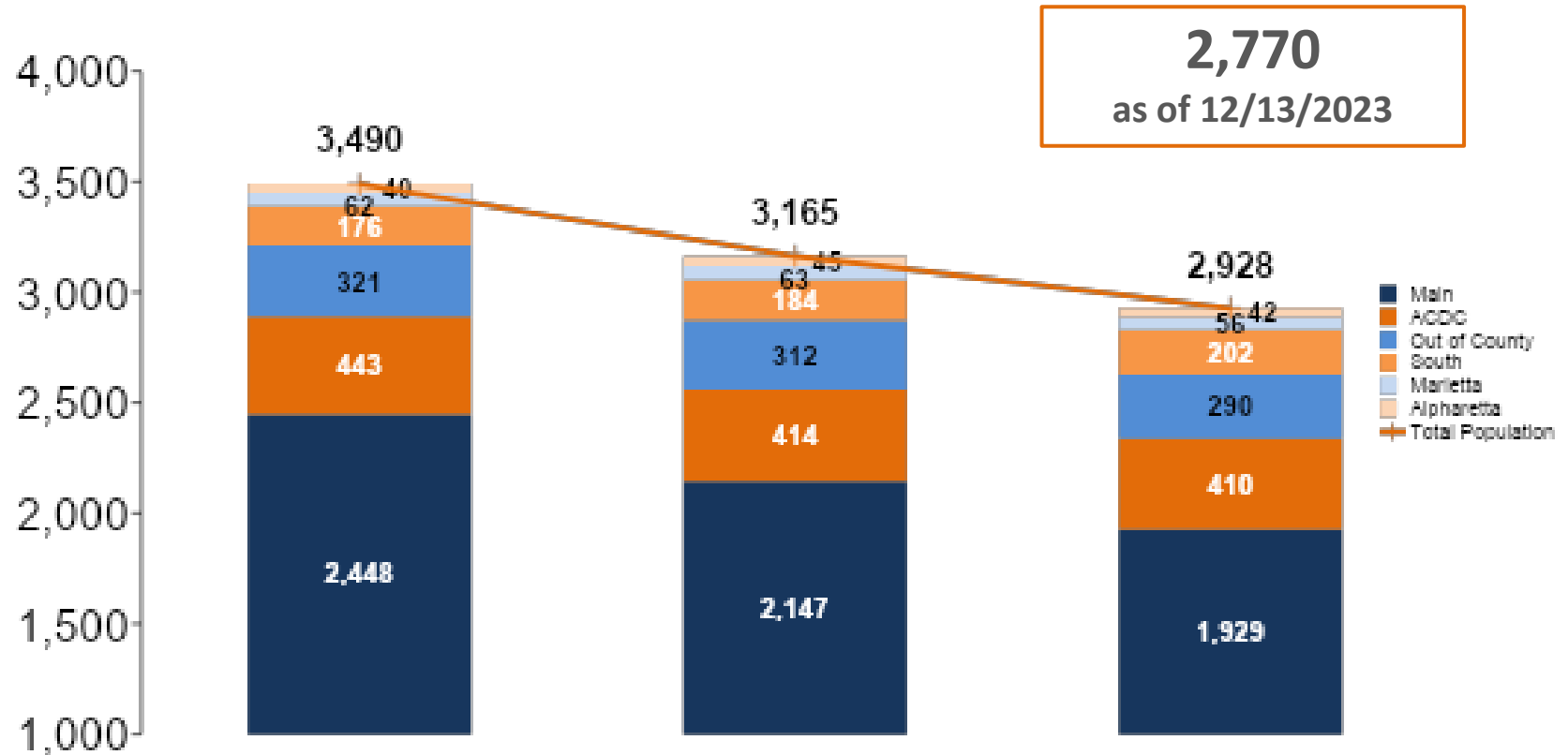
Project **ORCA** & Justice System Update

DECEMBER 20, 2023

AGENDA

- 01 ORCA CASE REDUCTION
- 02 CUMULATIVE CASE REDUCTION
- 03 **JAIL POPULATION UPDATE**

Average monthly population



	Sep	Oct	Nov
Floor	310	111	15
Floor %	9%	3%	1%
Book In	442	419	418
Book Out	452	428	420
Net	10	9	2

Average Monthly Jail population

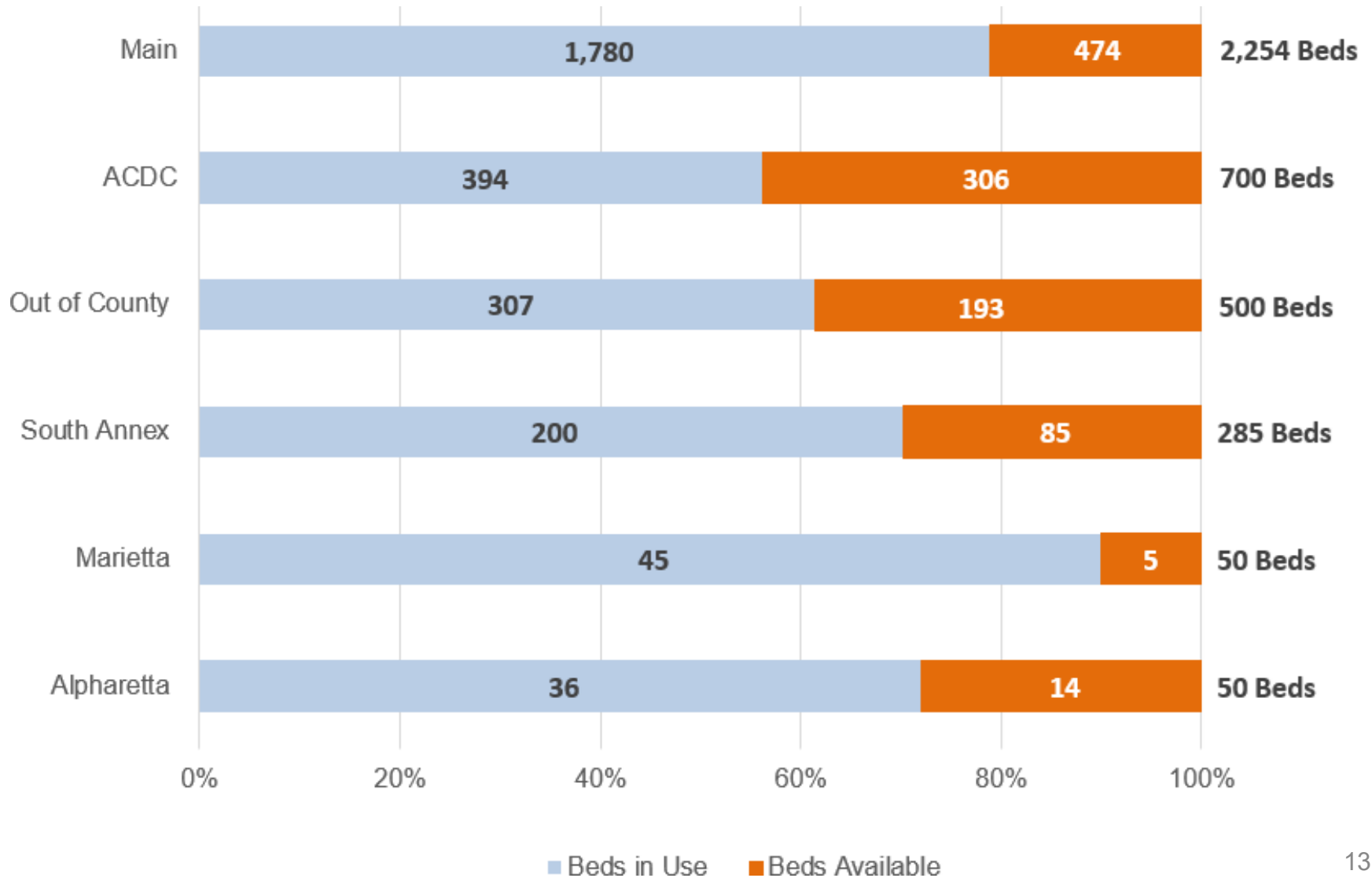
Population by facility



	SEPTEMBER	OCTOBER	NOVEMBER	12/13/2023
Main	2,448	2,147	1,929	1,776
ACDC	443	414	410	401
Out of County	321	312	290	301
South Annex	176	184	202	204
Marietta	62	63	56	51
Alpharetta	40	45	42	37
TOTAL	3,490	3,165	2,928	2,770

Jail population facility utilization

ASCF 11/30/2023

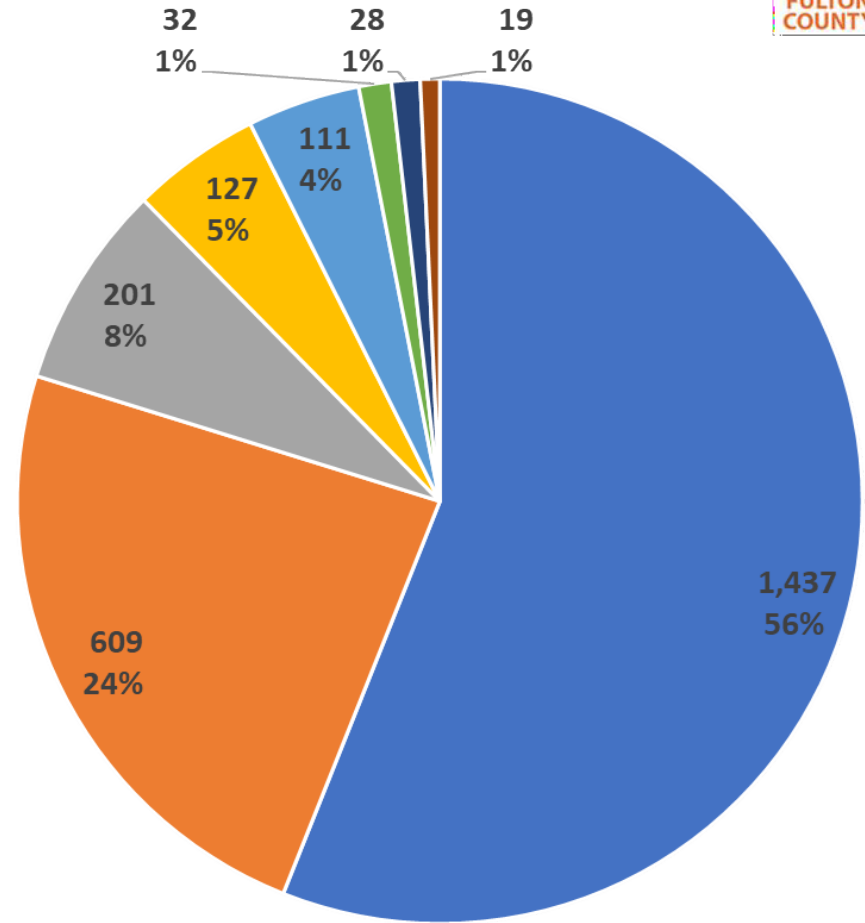


JAIL POPULATION

FULL INMATE ANALYSIS As of 11/20/2023



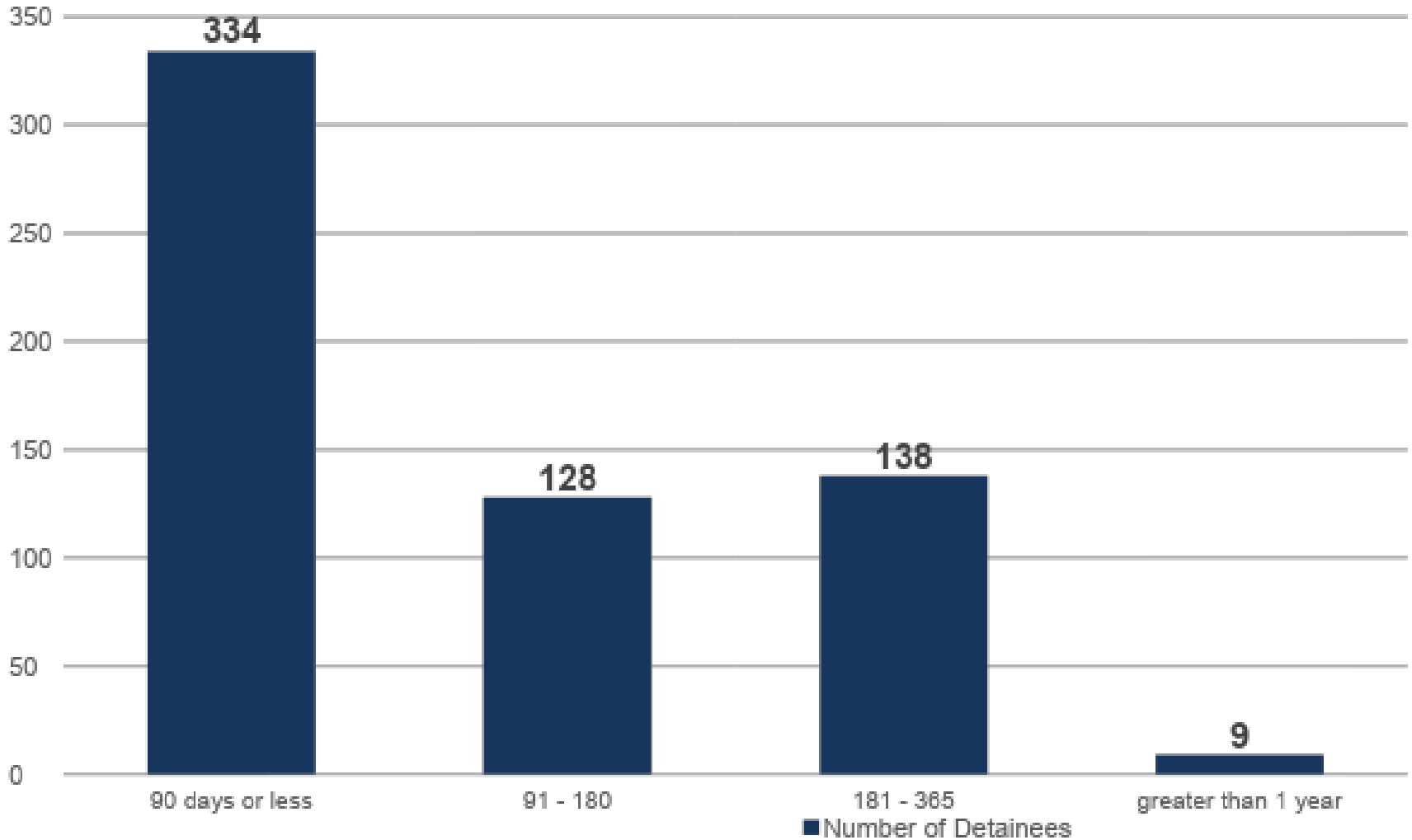
Status	Number of Inmates	
Unindicted	609	24%
Unindicted w/ Hold	201	8%
Unindicted w/ Indicted Case	127	5%
Indicted (DA)	1,437	56%
Accused (SG)	111	4%
Awaiting Pickup/Transport/Extradition	32	1%
Hold Only (SBPP/Foreign)	28	1%
Serving Sentence/CPO	19	1%
TOTAL	2,564	100%



- Indicted and/or FTA/PV only
- Unindicted
- Unindicted w/ Hold (FTA/PV/SBPP/Foreign)
- Unindicted w/ Indicted Case
- State
- Awaiting Pickup/Transport/Extradition
- Hold Only (SBPP/Foreign)
- Serving Sentence/CPO

JAIL POPULATION

unindicted dAYS IN JAIL As of 11/20/2023



Excludes detainees with pending indicted cases and holds (Probation Violations, Failure to Appear and foreign and/or other agency holds).

Jail population

Population reduction Initiatives



ACTION ITEM	DESCRIPTION / BACKGROUND	START DATE	IMPACT
Increase inmate transports to Superior Court	Double the number of inmate transports per week	March 1	<ul style="list-style-type: none"> Number of weekly inmate transports for Superior Court have doubled for each judge
Increase the number of senior judges for Superior Court	Add new senior judges for criminal trial / weekend calendars and increase their compensation	May 15	<ul style="list-style-type: none"> 4 new senior judges have been added One senior judge has disposed of more than 80 complex violent felony cases through the court's consolidated trial calendar
Superior Court civil cases to State Court	Assign Superior Court civil cases to State Court for remainder of 2023	May 15	<ul style="list-style-type: none"> 42 Superior Court cases have been assigned to State Court resulting in 19 dispositions thus far
Increase Zoom capacity for Superior Court criminal cases	Increase the calendars and resources to expand cases leveraging Zoom	June 30	<ul style="list-style-type: none"> Review of Zoom schedule have led to significant increases in calendaring and hearing frequency in Superior Court
Expand the C-3 Program	Increase the number of C-3 contract attorneys and cases per attorney, with a focus on jail cases	July 15	<ul style="list-style-type: none"> 79 defendants (124 indicted cases) have been represented by C-3 contract attorneys leading to 58 case dispositions through November 2023
Prioritize jail cases on the Superior Court calendar	Prioritize jail cases on Superior Court calendars	September 30	<ul style="list-style-type: none"> Search queries automated to provide Superior Court staff easily accessible and current information on unindicted and indicted inmates allowing for targeted calendars
Weekend court at Fulton County Jail	Hold criminal court cases at Fulton County Jail on weekend days	September 30	<ul style="list-style-type: none"> 5 cases disposed at the pilot weekend court Framework established for an expedited plea calendar targeting 10 – 15 defendants per calendar
Establish a competency docket	Create a dedicated calendar for competency cases	October 5	<ul style="list-style-type: none"> Docket launched in December with more than 100 defendants Inmates being identified with cases that can be resolved upon outside placement through prompt judicial intervention

PRIORITIES



- ✓ Accelerate ORCA case resolution/performance
- ✓ Implement multi-agency jail reduction plan
- ✓ Prevent Post-ORCA backlog
- ✓ 2024 Look ahead...
 - Finalize ORCA funding and staffing plan
 - Continue ORCA & justice system tracking and reporting
 - Shift primary discussion of performance to Justice Partners

Justice System Dashboards

public information



JUSTICE SYSTEM DASHBOARDS

DEPARTMENT

PUBLICLY AVAILABLE DASHBOARDS

SUPERIOR COURT

Total Defendants in Jail (Complex)
 Defendants in Jail for Over 1 Year (Complex)
 Total Pending Cases (Complex)
 Cases Pending for Over 1 Year (Complex)
 Total Defendants in Jail (Non-Complex)
 Defendants in Jail > 180 Days (Non-Complex)
 Total Pending Cases (Non-Complex)
 Cases Pending > 180 Days (Non-Complex)

NATIONAL COURT STANDARDS

Time to Disposition (Felony)
 Time to Disposition (Civil)
 Time to Disposition (Family)
 Clearance Rates
 Aging of Cases

STATE COURT

Total Defendants in Jail (Misdemeanor)
 Defendants in Jail Over 1 Year (Misdemeanor)
 Total Pending Criminal Cases
 Criminal Cases Pending for Over 1 Year

PROJECT ORCA DASHBOARDS

DEPARTMENT

PUBLICLY AVAILABLE DASHBOARDS

OVERALL

Total Disposed Cases
 Remaining Open & Active Cases

COURTS

Total Disposed Cases & Filings
 Remaining Open & Active Cases & Filings

PROSECUTORS

Total Disposed, Indicted, or Accused Cases
 Remaining Open & Active Cases

All publicly available justice system data and dashboards are found at:
<https://fultoncountyga.gov/inside-fulton-county/open-government>

Jail Maintenance and Repairs

Before



After



Jail Maintenance and Repairs


- 1st Blitz Unit (1 North) completed 11/6/23 (3 months to complete)
- 2nd Blitz Unit (2 South) started on 11/9/23 and conducted final walk through on Friday Dec.15, 2023
- 532 work orders completed for 2nd Blitz. (5 weeks to complete)
- Blitz SOP developed in order to help synchronize and coordinate contactors so we can expedite the work.



Jail Maintenance and Repairs

- This year the Jail averages 1100 work-orders a month outside of the “blitz project”
- Work orders completion averaged less than 36 hours
- Hot water and heating have become an issue this month
- There are 7 housing zones that are uninhabited for various reasons. (i.e. fire damage, water damage)
 - DREAM has implemented plans to rehab these zones





QUESTIONS